




The animations do not replace the Installation Instruction. Please also refer to our Technical Documentation (“MV0800-0030” or rather “MV0800-0031”)!

**NOTICE!**

**ProShell 128/ProShell 206 Support Profile System**



*Please click the hyperlink or scan the code to start each animation:*

**ProShell 128 Overview:**

[MOV0800-0001](#)



**ProShell 206 Overview:**

[MOV0800-0015](#)



**Console Assembly:**

[MOV0800-0002](#)



**Console Aligning:**

[MOV0800-0003](#)



**Align and tighten System Holders:**

[MOV0800-0004](#)



**Hang Support Profile Rail in System Holders:**

[MOV0800-0005](#)



**Install Anchor Point Plate:**

[MOV0800-0006](#)



**Install Support Profile:**

[MOV0800-0007](#)




**Install Positioning Module:**

[MOV0800-0024](#)



---

MultiLine 0831 Conductor Rail System



---

Line Feed in Basic Module:

[MOV0800-0008](#)



---

Hanger Clamps 0831 Assembly:

[MOV0800-0009](#)



---

Install and join Rail in Hanger Clamps:

[MOV0800-0010](#)



---

Install End Caps and End Assemblies  
0831:

[MOV0800-0011](#)



---

Strain Relief:

[MOV0800-0012](#)



---

Tighten Anchor Point Screws:

[MOV0800-0013](#)




---

Current Collector 0831:

[MOV0800-0014](#)



SinglePowerLine 0812 Conductor Rail System



<p><b>Hanger Clamps Assembly ProShell 0812</b> ProShell 128:</p>	<p><a href="#">MOV0800-0016</a></p>	
<p><b>Hanger Clamps Assembly ProShell 0812</b> ProShell 206:</p>	<p><a href="#">MOV0800-0026</a></p>	
<p><b>Connect conductor rail to preassembled line feed:</b></p>	<p><a href="#">MOV0800-0017</a></p>	
<p><b>Connect conductor rail to preassembled line feed:</b></p>	<p><a href="#">MOV0800-0018</a></p>	
<p><b>Install additional Rails 0812:</b></p>	<p><a href="#">MOV0800-0019</a></p>	
<p><b>Install short pieces and end caps 0812:</b></p>	<p><a href="#">MOV0800-0020</a></p>	
<p><b>Install end Assemblies 0812:</b></p>	<p><a href="#">MOV0800-0021</a></p>	
<p><b>Connect Line Feed/Terminal Box ProShell 0812:</b></p>	<p><a href="#">MOV0800-0022</a></p>	
<p><b>Current Collector 0812 Tolerances:</b></p>	<p><a href="#">MOV0800-0023</a></p>	
<p><b>Install Protective Conductor Connection ProShell 0812:</b></p>	<p><a href="#">MOV0800-0025</a></p>	

Notes:

**Conductix-Wampfler GmbH**

Rheinstraße 27 + 33  
79576 Weil am Rhein - Markt  
Germany

Phone: +49 (0) 7621 662-0  
Fax: +49 (0) 7621 662-144  
[info.de@conductix.com](mailto:info.de@conductix.com)  
[www.conductix.com](http://www.conductix.com)



Importer for the United Kingdom:  
**Conductix-Wampfler Ltd.**  
1, Michigan Avenue  
Salford  
M50 2GY  
United Kingdom

Phone: +44 161 8480161  
Fax: +44 161 8737017  
[info.uk@conductix.com](mailto:info.uk@conductix.com)  
[www.conductix.com](http://www.conductix.com)